


Parent Signature _____

Choose at least 3 squares to complete this week in addition to the middle column. Draw an X through the square after you have completed it. Return by 1/31. *Please attach any additional papers that you have used.





Write about something you learned at school this week.

<p>Draw a picture of a service you think is important. (Work done for other people)</p>	<p>FUNDATIONS All Fundations pages must be completed by the end of the week.</p>	<p>Write a list of examples of goods. (things that you can touch and use)</p>
<p>Choose a skill to practice on MobyMax.com.</p>	<p>EVERY NIGHT Read for 15 minutes</p>	<p>Read an AR book on you color level at least 3 times and prepare to take a quiz at school.</p>
<p>Write all the partners of 10. Example: 1+9...</p>	<p>MATH All math pages must be completed by the end of the week.</p>	<p>Write a list of words with the tr blend.</p>

HOMework MENU

WEEKLY

name _____



Homework

5-3

Name _____

Solve the story problem.

Show your work. Use drawings, numbers, or words.

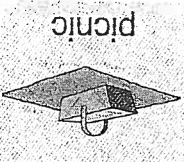
1. David makes 13 pots in art class. 5 of them break. How many pots are left?



pots

label

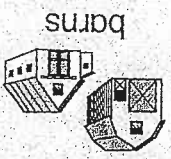
2. 16 bears are at a picnic. Some bears go home. 9 bears are still at the picnic. How many bears go home?



picnic

label

3. We see 15 barns today. Some are red and some are white. How many red and white barns can there be?



barns

or	<input type="text"/>	red barns and	<input type="text"/>	white barns
or	<input type="text"/>	red barns and	<input type="text"/>	white barns
	<input type="text"/>	red barns and	<input type="text"/>	white barns

Show three answers.

4.
$$\begin{array}{r} 9 \\ + 4 \\ \hline \end{array}$$

5.
$$\begin{array}{r} 8 \\ + 9 \\ \hline \end{array}$$

6.
$$\begin{array}{r} 8 \\ + 6 \\ \hline \end{array}$$

7.
$$\begin{array}{r} 4 \\ + 9 \\ \hline \end{array}$$

Homework

5-4


Name _____

Solve the story problem.

Show your work. Use drawings, numbers, or words.

1. Hakim draws 8 stars. Lisa draws 7 stars. How many stars do they draw altogether?

label _____



star

2. There are 13 markers in a box. Jorge takes some out. Now there are 8 in the box. How many markers does Jorge take out of the box?

label _____



box

3. Karla plants 7 flowers. Then she plants 5 more flowers. How many flowers does Karla plant?

label _____



flower

$$\begin{array}{r} \\ - 7 \\ \hline \end{array}$$

4. 16

Subtract.

$$\begin{array}{r} \\ - 5 \\ \hline \end{array}$$

5. 13

$$\begin{array}{r} \\ - 8 \\ \hline \end{array}$$

6. 15

$$\begin{array}{r} \\ - 9 \\ \hline \end{array}$$

7. 14

Dear Family:

Is your child having a great deal of difficulty reading and spelling the words? If so, I want you to make an appointment to see me because slow and inaccurate reading of words are the best predictors of a possible reading difficulty.

For the next two weeks, I am going to practice review words and teach the concept of a **closed syllable**. A closed syllable ends in a consonant and only has one vowel. The vowel in a closed syllable is short.

It is important for your child to recognize a closed syllable because when the vowel is closed in at the end of a word, the vowel sound is short, as in the word "math" or "cat". The recognition of this word structure will be key as we continue with the program.

To mark a closed syllable, your child has learned to **scoop** or

underline the word, put a **c** under the scoop to indicate "closed" and a **breve** (˘) over the vowel.

$\frac{\text{c}}{\text{cat}}$ or $\frac{\text{c}}{\text{math}}$

Even though all the words have been closed syllables, every once in a while ask, "Is this word a closed syllable?" and, "Why?"

Let me know if you have any concerns.

Sincerely,

The First Grade Team





Durante las próximas dos semanas, repase con su niño/a las **silabas cerradas**.

Siga estos 5 pasos:

1. Dite la palabra y pida al niño que la repita.
2. Pídale que marque los sonidos con los dedos. No marquen las palabras con trampa.

3. Pregúntele qué letras van con esos sonidos.
4. Pídale que escriba las letras. Ayudará que usted vaya diciendo las letras mientras su niño/a las escribe.
5. Pídale que indique las silabas cerradas en cada oración. (Vea la clave de respuestas.)

SEMANA 1

Dite las palabras y la oración a su niño/a siguiendo los 5 pasos de arriba.

El martes dice	Palabras nuevas	→	crash	fluffs	snug
El jueves dice	Palabras con trampa	→	say	says	would
Oración					
→ Bob had the last mint.					

Clave de respuestas

SEMANA 1 Silabas cerradas en la oración: Bob, had, last, mint

SEMANA 2 Silabas cerradas en la oración: pass, small, block, Beth


Writing Grid for Word and Sentence Homework


WEEK 1


UNIT 9


Review Words


 _____

 _____


 _____


 _____


 _____


 _____

 _____

 _____


 _____

 _____

 _____


 _____

 _____

 _____


 _____

 _____

 _____

 _____


 _____


 _____


 _____


Current Words


 _____


 _____

 _____


 _____


 _____


 _____


 _____


 _____


 _____


 _____

 _____

 _____


 _____


 _____


 _____


Sentence


 _____

 _____


 _____

 _____

 _____


 _____

1

 _____


 _____

 _____

 _____


 _____

2

 _____


 _____

 _____

 _____


 _____

 _____

 _____


 _____

3

 _____


 _____

 _____

 _____


 _____

 _____

 _____


 _____

3

 _____


 _____

 _____

 _____


 _____

 _____

 _____


 _____

 _____

 _____


 _____

1

 _____


 _____

 _____

 _____


 _____

 _____

 _____


 _____


 _____


 _____


 _____

Trick Words


 _____


 _____


 _____

 _____


 _____


 _____


 _____

 _____

 _____


 _____


 _____


 _____


 _____

2

 _____


 _____

 _____

 _____


 _____

 _____

 _____


 _____

 _____

 _____


 _____


 _____


 _____


 _____

1

 _____


 _____

 _____

 _____


 _____

 _____

 _____


 _____

 _____

 _____

 _____


 _____

 _____


 _____


3


 _____


 _____

 _____

 _____


 _____

 _____

 _____


 _____

 _____

 _____


 _____

 _____

 _____


 _____


 _____


 _____


 _____


1

 _____


 _____


 _____


 _____


 _____

 _____

 _____


 _____

 _____

 _____


 _____

 _____

 _____


 _____

 _____

 _____

 _____

























 _____

 _____

 _____

1. _____ you put the mask on the shelf?
2. Mom _____ not to crush the chips.
3. Dad did _____, "I have a gift for Chuck."

Directions: Read the sentence. Write the correct trick word in the blank.
 Reread the sentence to check if it makes sense.

	_____	
	_____	
	_____	
	_____	
	_____	
	_____	
	_____	
	_____	
	_____	
	_____	
	_____	
	_____	

say says would

Directions: Write each trick word 3 times.

Level 1 Trick Words Homework: Unit 9 Week 1

Name _____



Do the "Closed Syllable Search" Activity

Find and circle all the closed syllables. Cross out any syllable if it is not a closed syllable.

pink	eat	snap
jump	smell	tail
sing	grass	I
no	grab	so
spin	crank	ask

Answer Key
 Cross out the words **no, so, I, tail** and **eat**. Circle all other words.



Actividad de "Encontrar la sílaba cerrada"

Encuentren las sílabas cerradas y enciérrenlas en círculos. Tachen las sílabas que no sean cerradas.

pink	eat	snap
lump	smell	tail
sing	grass	I
no	grab	so
spin	crank	ask

Clave de respuestas
Deben tacharse las palabras **no, so, I, tail, eat**. Todas las demás deben ir encerradas en círculos.